







# Hirose Circular Connectors

## Metal Construction









Series Name:						
	HA	HR10	HR11	HR22	HR25A	HR12/HR212
Category:	Micro-miniature circular for acoustin equipment	Micro-miniature circular	Micro-miniature circular	Micro-miniature circular	Micro-miniature circular	Micro-miniature circular with overmolding
Shell Size:	16	7, 10, 13	9	12	7,9	10
Pin Count:	3, 4, 5, 7	4, 5, 6, 10, 12, 20	4, 6	20	4, 6, 8, 12, 16, 20	4, 5, 8, 10
Housings/ Accessories:	Straight Plug	Straight Plug	Straight Plug	Straight Plug	Straight Plug	Straight Plug
	Receptacle DIP type (Panel Mount)	Right Angle Plug (12 Position Only)	Receptacle (Panel Mount)	Receptacle (Panel Mount)	Receptacle DIP type (Panel Mount)	Right Angle Plug
	Solder type receptacle (Panel Mount)	Receptacle (Panel Mount)				Straight Receptacle (Crimp Type)
	Straight Jack	Straight Jack	Straight Jack	Straight Jack	Solder type receptacle (Panel Mount)	Straight Receptacle (DIP Type)
	Plug-Receptacle DIP type	Dust Caps				
	Plug-Receptacle Solder type	<b>HR10A:</b> Value added version				
	Ganged Units	<b>HR10B:</b> Coax Hybrid				
<b>HR10D:</b> Polarized						
	<b>HR10E:</b> with integral capacitor					
Contact Plating:	Silver or gold over copper alloy base	Silver or gold over phosphor base	Silver over brass or phosphor bronze base	Female: Silver over beryllium copper or phosphor bronze Male: Silver over brass or phosphor bronze	Gold over phosphor bronze	Silver over copper alloy  (Selective gold option available)
Contact Tail:	<b>Solder cup:</b> Dia = 1.5mm Dia = 1.7mm Dia = 2.3mm	<b>Solder cup:</b> Dia = 0.8mm  <b>Crimp terminal:</b> 26-30 AWG	<b>Solder cup:</b> Dia = 0.8mm	<b>Solder cup:</b> Dia = 0.8mm  <b>Crimp terminal:</b> 24-28 AWG	<b>Solder cup:</b> Dia = 0.5mm  <b>Crimp terminal:</b> 30 AWG	<b>Solder cup:</b> Dia = 0.7mm  <b>Crimp terminal:</b> 26-30 AWG
Mating Cycle:	1000	1000	1000	100	1000	1000
Rated Current:	3 Amps/ 4 Amps/ 5 Amps/ 10 Amps/ 15 Amps	2 Amps	2 Amps	2 Amps	1 Amp	1 Amp 5 Amps
Waterproof:	Not Available	Not Available	Not Available	Not Available	Not Available	Not Available
Shielding:	Metal	Metal	Metal	Metal	Metal	Metal
Locking Mechanism:	Two styles available: Lever release or Push-Pull release	Push-Pull or Threaded	Bayonet	Threaded	Push-Pull	Push On
Panel Thickness:	Flange mount	0.7mm - 2mm	1.0mm - 3.5mm	1.0mm - 3.0mm	0.7mm - 2.0mm	

# Hirose Circular Connectors

## Metal Construction



Series Name:						
	HS	JR	RM	MXR	SR30	SR38
Category:	Metal Connector: Cross Reference to NTT	Micro-miniature circular	Micro-miniature circular	Micro-miniature circular	Miniature circular	Miniature: Metal Shell
Shell Size:	12,14,16,21,25,28,35	13,16,21,25	12,15,21,24,31	8	10	4
Pin Count:	2,3,4,5,6,7,8,10,12,16,20	3,4,5,7,8,10,14,16,24,26	2,3,4,5,6,7,8,10,12,15,20,31,40,55	3,4,6,8	4,6,7	3
Housings/ Accessories:	Straight Plug	Straight Plug	Straight Plug	Straight Plug	Straight Plug	Straight Plug
	Receptacle (Panel Mount)	Receptacle (Panel Mount)	Receptacle (Panel Mount)	Receptacle Solder and Dip styles (Panel Mount)	Receptacle Solder and Dip styles (Panel Mount)	Receptacle Solder and Dip styles (Panel Mount)
	Straight Jack	Straight Jack	Cord Clamps			
	Receptacle Dust Cap	Cord Clamps Dust Caps	Dust Caps			
Contact Plating:	Nickel over brass or phosphor bronze	Silver over copper alloy base  (Gold flash also available)	Silver over copper alloy base	Gold over brass or phosphor bronze	Female: Phosphor bronze base with selective gold over nickel  Male: Brass base with selective gold over nickel	Silver over phosphor bronze
Contact Tail:	<b>Solder cup:</b> Dia = 1.2mm Dia = 1.5mm Dia = 2.0mm Dia = 4.0mm Dia = 4.7mm Dia = 5.0mm	<b>Solder cup:</b> Dia = 1.1mm Dia = 1.7mm Dia = 3.4mm	<b>Solder cup:</b> Dia = 1.1mm Dia = 1.7mm  <b>Crimp style:</b> 20-24 AWG 24-28 AWG	<b>Solder cup:</b> Dia = 0.9mm	<b>Solder cup:</b> Dia = 0.9mm	<b>Solder cup:</b> Dia = 0.5mm
Mating Cycle:	1000	500	2000	1000	1000	100
Rated Current:	2 Amps/ 3 Amps 4 Amps/ 7 Amps 10 Amps/ 20 Amps 30 Amps/ 40 Amps	5 Amps/ 10 Amps/ 30 Amps	5 Amps/ 10 Amps/	2 Amps	1 Amp	0.5 Amps
Waterproof:	Not Available	Not Available	Not Available	Not Available	Not Available	Not Available
Shielding:	Metal	Metal	Metal	Metal	Metal	Metal
Locking Mechanism:	Threaded	Bayonet and Threaded	Bayonet and Threaded	Push-Pull	Threaded	Tactile, Push on
Panel Thickness:	Flange mount	1.5mm ~ 6.5mm	0.5mm ~ 2.0 mm Max	1.0mm ~ 4.0mm	5mm or Less	0.8